

2021 Recital Lineup - Providence  
The Riverplace - 1420 Convention Drive - Ft. Mill SC 29715

**Prov Monday**  
Friday June 4 - 6:00pm

**Prov Tuesday**  
Saturday June 5 - 12:30pm

**Prov Wednesday**  
Wednesday June 2 - 6:00pm

**Prov Thursday**  
Thursday June 3 - 6:00pm

**Prov Friday**  
Friday June 4 - 4:30pm

**Prov Saturday**  
Saturday June 5 - 10:30am

<p><b>Group 1</b></p> <p><b>Circus Opening Number</b></p> <p>7-8 Jazz/Hip Hop Superstar</p> <p>9-12 Lyrical Girl on Fire</p> <p>3.5-4.5 Combo The Circus is Coming to Town</p> <p>6-9 Acro Come Follow the Band</p> <p>Ballet II 4:30</p> <p>7-10 Musical Theater So Very Glad You're Here</p> <p>Back to the Orient</p> <p>3.5-4.5 Combo Be Our Guest</p> <p>Pre-Ballet Baby Elephant Walk</p> <p>Ballet I 3:30</p> <p><b>Come to Recital at 5:30</b></p>	<p><b>Group 1</b></p> <p><b>Circus Opening Number</b></p> <p>5.5-6.5 Combo Circus Train</p> <p>7-8 Jazz/Hip Hop Superstar</p> <p>7-12 Acro Come Follow the Band</p> <p>9-10 Jazz/Hip Hop Tightrope</p> <p>5.5-6.5 Combo Reflection</p> <p>Ballet III/IV 5:00</p> <p>Seasons</p> <p>Pre-Ballet Baby Elephant Walk</p> <p>9-10 Lyrical Girl on Fire</p> <p>5-6 Jazz/Hip Hop Magic</p> <p><b>Come to Recital at 12:00</b></p>	<p><b>Group 1</b></p> <p><b>Circus Opening Number</b></p> <p>9-12 Hip Hop/Funk Strongman Theme</p> <p>7-12 Acro Join the Circus</p> <p>3.5-4.5 Combo The Circus is Coming to Town</p> <p>Ballet III 6:00</p> <p>7-8 Jazz/Hip Hop Superstar</p> <p>7-10 Musical Theater So Very Glad You're Here</p> <p>Soldier</p> <p>3.5-4.5 Combo Be Our Guest</p> <p>Pre-Ballet Baby Elephant Walk</p> <p>7-8 Lyrical A Million Dreams</p> <p>9-10 Jazz Voila</p> <p><b>Come to Recital at 5:30</b></p>	<p><b>Group 1</b></p> <p><b>Circus Opening Number</b></p> <p>4.5-5.5 Combo I Just Can't Wait to be King</p> <p>7-10 Musical Theater So Very Glad You're Here</p> <p>7-8 Hip Hop/Funk I Like to Move It</p> <p>7-12 Acro Join the Circus</p> <p>Pre-Ballet Baby Elephant Walk</p> <p>Ballet III 5:30</p> <p>Back to the Orient</p> <p>4.5-5.5 Combo Touch the Sky</p> <p>9-12 Hip Hop/Funk Motorcycle Theme</p> <p>7-8 Lyrical A Million Dreams</p> <p><b>Come to Recital at 5:30</b></p>	<p><b>Group 1</b></p> <p><b>Circus Opening Number</b></p> <p>3.5-6 Jazz &amp; Tumble Spotlightz</p> <p>2.5-3.5 Combo I Got Two Passes for Circus</p> <p>7-8 Jazz Hip Hop Superstar</p> <p>Ballet I 3:45</p> <p>5-6 Jazz Hip Hop Popcorn</p> <p>Seasons</p> <p>4.5-5.5 Combo I Just Can't Wait to be King</p> <p>Ballet III</p> <p>Pre-Ballet Baby Elephant Walk</p> <p>4.5-5.5 Combo Touch the Sky</p> <p><b>Come to Recital at 4:00</b></p>	<p><b>Group 1</b></p> <p><b>Circus Opening Number</b></p> <p>2.5-3.5 Combo I Got Two Passes for the Circus</p> <p>4-6 Jazz &amp; Tumble Spotlightz</p> <p>9-12 Jazz Hip Hop Tightrope</p> <p>6-8 Tap Make Some Noise</p> <p>5.5-6.5 Combo Great Balls of Fire</p> <p>3.5-4.5 Combo The Circus is Coming to Town</p> <p>5-6 Jazz Hip Hop Popcorn</p> <p>Arabian Nights</p> <p>6-9 Acro Join the Circus</p> <p>5.5-6.5 Combo All the Pretty Little Horses</p> <p>3.5-4.5 Combo Be Our Guest</p> <p><b>Come to Recital at 10:00</b></p>
<p><b>Group 2</b></p> <p>Survivor</p> <p>Ballet I 3:45</p> <p>4.5-5.5 Combo I Just Can't Wait to be King</p> <p>Ballet IV 5:30</p> <p>11+ Beg/Int Tap Spider Man</p> <p>6-8 Tap Make Some Noise</p> <p>Lookee Lookee</p> <p>4.5-5.5 Combo Touch the Sky</p> <p>Broadway Heels Magic to Do</p> <p>9-12 Acro Join the Circus</p> <p>7-8 Lyrical A Million Dreams</p> <p><b>Come to Recital at 6:00</b></p>	<p><b>Group 2</b></p> <p>American Woman</p> <p>Ballet I 5:15</p> <p>4.5-5.5 Combo Just Can't Wait King</p> <p>11+ Tap Spider Man</p> <p>Ballet II 6:00</p> <p>7-10 Hip Hop/Funk Strongman</p> <p>6-8 Tap Make Some Noise</p> <p>4.5-5.5 Combo Touch the Sky</p> <p>Arabian Nights</p> <p>11-12 Lyrical Elephants</p> <p>6-9 Acro Join the Circus</p> <p>4-6 Jazz &amp; Tumble Spotlightz</p> <p><b>Come to Recital at 12:30</b></p>	<p><b>Group 2</b></p> <p>Arabian Nights</p> <p>4.5-5.5 Combo I Just Can't Wait to be King</p> <p>Ballet I 3:30</p> <p>Ballet II 4:30</p> <p>4.5-5.5 Combo There's No Business Like Show Business</p> <p>6-8 Tap Make Some Noise</p> <p>Survivor</p> <p>4.5-5.5 Combo Touch the Sky</p> <p>7-8 Hip Hop/Funk I Like to Move It</p> <p>4.5-5.5 Combo Go the Distance</p> <p>11-12 Jazz Tightrope</p> <p><b>Come to Recital at 6:00</b></p>	<p><b>Group 2</b></p> <p>Wild Party</p> <p>9-12 Broadway Heels I'm a Brass Band</p> <p>Ballet I 4:30</p> <p>Comp Pre-Teen HH Freak Theme</p> <p>6-8 Tap Alexander's Rag Time Band</p> <p>Ballet II 4:30</p> <p>5.5-6.5 Combo Great Balls of Fire</p> <p>Hillbillies</p> <p>10+ Acro Come Follow the Band</p> <p>7-8 Jazz/Hip Hop Superstar</p> <p>5.5-6.5 Combo All Pretty Little Horses</p> <p>11+ Lyrical Elephants</p> <p><b>Come to Recital at 6:00</b></p>	<p><b>Group 2</b></p> <p>Do It Like This</p> <p>6-12 Acro Come Follow the Band</p> <p>3.5-4.5 Combo The Circus is Coming to Town</p> <p>Ballet IV/V on Pointe Variations Part 1</p> <p>9-12 Jazz Hip Hop Tightrope</p> <p>6-8 Musical Theater So Very Glad You're Here</p> <p>Lookee Lookee</p> <p>5.5-6.5 Combo Great Balls of Fire</p> <p>3.5-4.5 Combo Be Our Guest</p> <p>6-8 Tap Make Some Noise</p> <p>Ballet IV/V on Pointe Variations Part 2</p> <p>Comp Petite/Mini HHF I Like to Move It</p> <p>5.5-6.5 Combo All the Pretty Little Horses</p> <p><b>Salute to the Greats</b></p> <p><b>Come to Recital at 4:30</b></p>	<p><b>Group 2</b></p> <p>American Woman</p> <p>7-8 Jazz Hip Superstar</p> <p>9-12 Acro Come Follow the Band</p> <p>4.5-5.5 Combo There's No Business Like Show Business</p> <p>4.5-5.5 Combo I Just Can't Wait to be King</p> <p>Ballet I</p> <p>5 Guys Named Moe</p> <p>9-12 Lyrical Elephants</p> <p>Pre-Ballet Baby Elephant Walk</p> <p>4.5-5.5 Combo Go the Distance</p> <p>4.5-5.5 Combo Touch the Sky</p> <p><b>Come to Recital at 10:30</b></p>
<p><b>Group 3</b></p> <p>You Will Be Found</p> <p>5-6 Jazz/Hip Hop Popcorn</p> <p>11+ Int/Adv Tap Dem Beats</p> <p>9-12 Hip Hop/Funk Strongman Theme</p> <p>Clap Snap</p> <p>7-8 Hip Hop/Funk I Like to Move It</p> <p>5.5-6.5 Combo Great Balls of Fire</p> <p>Ballet III 7:00</p> <p>Teen Hip Hop/Funk Freak Theme</p> <p>9-12 Tap Alexander's Rag Time Band</p> <p>5.5-6.5 Combo All the Pretty Little Horses</p> <p><b>Salute to the Greats</b></p> <p><b>Come to Recital at 6:30</b></p>	<p><b>Group 3</b></p> <p>Hillbillies</p> <p>5.5-6.5 Combo Great Balls of Fire</p> <p>Teen Lyrical Entertainers</p> <p>Bailar</p> <p>5.5-6.5 Combo All Pretty Little Horses</p> <p>Ballet III 7:00</p> <p>11-12 Hip Hop/Funk Freak Theme</p> <p>9-10 Tap Alexander's Rag Time Band</p> <p>Teen Jazz Circus</p> <p>5-6 Jazz/Hip Hop Popcorn</p> <p><b>Salute to the Greats</b></p> <p><b>Come to Recital at 1:00</b></p>	<p><b>Group 3</b></p> <p>Lights Out</p> <p>5.5-6.5 Combo Great Balls of Fire</p> <p>Teen Lyrical Entertainers</p> <p>Ballet II 11+</p> <p>Pointe Les Sylphides Mazurka</p> <p>5.5-6.5 Combo All the Pretty Little Horses</p> <p>Clap Snap</p> <p>Ballet IV 6:45</p> <p>Teen Jazz Circus</p> <p>Ballet V 5:15 Send in the Clowns</p> <p>9-12 Tap Alexander's Rag Time Band</p> <p>5-6 Jazz/Hip Hop Popcorn</p> <p>Teen Hip Hop/Funk Freak Theme</p> <p><b>Salute to the Greats</b></p> <p><b>Come to Recital at 6:30</b></p>	<p><b>Group 3</b></p> <p>All That Jazz</p> <p>11+ Modern Instrumental</p> <p>9-10 Lyrical Girl on Fire</p> <p>Ballet IV 3:15</p> <p>11+ Broadway Heels Magic to Do</p> <p>Tightrope</p> <p>9-10 Tap Make Some Noise</p> <p>Ballet IV 7:15</p> <p>11+ Tap Spider Man</p> <p>Comp Petite HH Strongman Theme</p> <p>5-6 Jazz/Hip Hop Popcorn</p> <p><b>Salute to the Greats</b></p> <p><b>Come to Recital at 6:30</b></p>		<p><b>Group 3</b></p> <p>Pennsylvania 6-5000</p> <p>3.5-4.5 Combo Put on a Happy Face</p> <p>5.5-6.5 Combo Circus Train</p> <p>Ballet II</p> <p>Bailar</p> <p>3.5-4.5 Combo Peanuts, Popcorn &amp; Cotton Candy</p> <p>5.5-6.5 Combo Reflection</p> <p>9-12 Tap Alexander's Rag Time Band</p> <p>Salute to the Greats</p> <p><b>Come to Recital at 11:00</b></p>

## 2021 RECITAL INFORMATION

The River Place – 1420 Convention Drive, Fort Mill, SC 29715

### Recital

Monday Classes	Friday, June 4 at 6:00 pm
Tuesday Classes	Saturday, June 5 at 12:30 pm
Wednesday Classes	Wednesday, June 2 at 6:00 pm
Thursday Classes	Thursday, June 3 at 6:00 pm
Friday Classes	Friday, June 4 at 4:30 pm
Saturday Classes	Saturday, June 5 at 10:30 am


- Before you leave the studio with your costumes, please be sure they fit – we will not have time for repairs during the week of recital. Your costume will include tights that are to be worn in the show, please do not wear these tights to picture week. If your dancer needs to wear a bra under a costume, straps cannot be showing. A strapless bra or proper sewing must be provided **by parents or guardian**.
- Bring all garment bags for that particular show - costumes in garments bags will be the only thing to bring to recital. Example - if they have three dances in the same show, they should have three garment bags at check-in - two with costumes inside and one empty bag.
- All 2.5-3.5 year old classes performing *I Got Two Passes for the Circus* will not need to bring their bag since they are only performing in one routine – please be sure they have on their **ballet** shoes. You will pick up your dancers on the right side of the auditorium as soon as they have finished. If you want to take them back into the auditorium to watch the show after they have danced, you will need to bring a change of clothes, as there are no dancers allowed in the auditorium in costume.
- 3.5-4.5, 4.5-5.5, and 5.5-6.5 Combo classes will come in costume with tap shoes on for their first dance. They will bring the garment bag with the hanger and their ballet shoes in the bottom of the bag. Please do not bring any extra items or they could get lost.
- Parents are in charge of changing their dancers into their costumes this year **if they have multiple dances per show**. Miller Street staff will not be assisting your dancers with changes this year. All costumes will stay with the parents - do not send any backstage. Your dancer could only have a few dances to get changed and back in line, so please be sure to change your dancer quickly.
- Once your dancer has performed the first dance, they will be released into the auditorium on the right side. There you will meet your dancer with the next costume and assist her in the curtained dressing room provided on the right side of the auditorium.
  - After you finish the costume change, your dancer will be taken by one of our staff to the backstage area to get back in line. You do NOT need to go through the lobby to check back in. Even if your dancer does not dance until the NEXT block of time, our staff will take your dancer backstage. No dancers are allowed in the auditorium.

- Do not leave anything in the dressing rooms - only females allowed in the dressing rooms provided - male dancers will change in the men's restroom in the lobby.
- All dancers will remain backstage with us and get their trophies at the end of the block. We do ask that you stay seated for the remainder of the block, as all of our dancers deserve to have a full audience as much as possible.
  - If your dancer is absent from the recital or leaves early for any reason, we unfortunately will not have any trophies to give out after the recital.
  - Dancers ages 3.5-12 years old will be picked up at the end of the block in the auditorium on the right-hand side. To avoid congestion, please just have one adult present to collect your dancer.
  - Dancers age 13+ can check themselves in and out at the end of the block without a parent.
- No videotaping is allowed during the recital (on any device). Your recital fee includes a downloadable link to your dancer's show - this will be emailed to you. Video forms are provided to order a professional DVD of the show, for your convenience - these are \$45 for the first show and \$15 for each additional show (DVD's are not included in your recital fee). Click [here](#) to go to our digital form.
  - Photography will be permitted during recital; no flash please. Remember to please be courteous of others when taking pictures – please do not stand up as there are others enjoying the show.
- Please do not stand up when dancers are performing. If you must go in and out of the auditorium, please do so between numbers. Additional movement is distracting to other people in the auditorium, as well as the videographer.
- **ALL** accounts are to be paid in full in order for your dancer to participate in recital. If you have a question about your account, please check with the office.
- Class pictures will be taken the week of April 19th-26th during your dancer's regularly scheduled class (see attached sheet for further details). During this week, we will be taking individual pictures as well. Masks will be required during the group picture and is not required for individual pictures. You will be able to order these pictures through the photographer's website (see instructions on updating your parent portal)
- Please do not post any video of MSDA dance classes on YouTube or any other public social media sites. Posting a video of children and teachers without their written consent is not sanctioned by Miller Street Dance Academy. Please be respectful of other people's children.
- Each year we have people that either don't show up or tell us the week of recital that they are not dancing. This messes up dances for everyone else that has worked hard. Please be courteous and make sure your dancers are at their show(s). If you can't make it, it's never too late to let us know so we can try to re-work the routine.


## Update Photographer Info in Parent Portal (Computer or App)

**Directions - log in to parent portal on computer or open App:**


1. Click on three bars on the top right-hand side



2. Choose "Account"



3. Click on "Settings"



4. Scroll down to Family Details and Click on the Pencil



5. Scroll to Additional Information and fill in Cell Phone and Email information in their perspective place

ADDITIONAL INFO

Cell phone for photographer

---



Email for photographer

6. Scroll back to the top and click "Save". If you do not want to submit this information, please put "NO" in both places.

## Miller Street Dance Academy Picture Week – April 19th-26th

Due to space limitations and safety, no parents will be allowed past the check-in area this week

1. Exulting Images will be onsite again this year during Picture Week.
2. Picture Week is a fun week to get dressed up in costume and get class group photos as well as individual photos. If you would like sibling pictures taken, please let us know when you check in your dancers. You are under no obligation to purchase photos, unless you need it for a program book ad. Masks will be required during the group picture and is not required for individual pictures.
3. Bring your child dressed in their first class costume. Combo classes please bring both ballet and tap shoes, except 2.5-3.5 (only bring ballet shoes). Have hair and makeup done as instructed when costumes were distributed. We will not be responsible for your child's hair or makeup. Dress your dancer in the order of their CLASSES for that day and NOT the order of the recital lineup. Only bring the costumes for that class day.
4. Dancers will be provided a place to change costumes if they have more than one class on that day.
5. Please don't be late for class. We would hate for anyone to be left out of the group picture. There will be no make-up day for Group Pictures. If your dancer will not be attending this week, please let the office know immediately, so we can let the teacher know. We ask that you be patient with us, as we will try to finish on time, but some of the larger classes may run a few minutes over. Other classes may run early and then will be free to be released to a parent - so we encourage you to wait in the parking lot or come back early.
6. The photographer will send an email or text with a link to view and purchase photos immediately after they are taken. This is a great time to purchase a photo for a program book ad!



## Recital DVD Order Form

### CLICK [HERE](#) TO ORDER ONLINE

Each family will receive a downloadable link to their recital. Recital DVD's can still be ordered and are \$45; add \$15 for each additional show, with a limit of **one** DVD per show. You must attach payment or your order will not be processed. **Orders are due no later than June 18, 2021.** Make your check payable to MSDA and drop at check-in station at studio.

**Videos will not be mailed and must be picked up by September 1, 2021 or they will be forfeited.**

Please indicate CLASS day:

Student Name: \_\_\_\_\_ Monday \_\_\_\_\_

Address: \_\_\_\_\_ Tuesday \_\_\_\_\_

City: \_\_\_\_\_ State: \_\_\_\_\_ Wednesday \_\_\_\_\_

Zip: \_\_\_\_\_ Phone: \_\_\_\_\_ Thursday \_\_\_\_\_

Total Amount Due \$ \_\_\_\_\_ Friday \_\_\_\_\_

Ck/Cash/CC \_\_\_\_\_ Use credit card on file: \_\_\_\_\_ Saturday \_\_\_\_\_

Standard Format \_\_\_\_\_ OR Blu-Ray \_\_\_\_\_

Email address: \_\_\_\_\_

For Office Use:

Type of Payment: \_\_\_\_\_ Date: \_\_\_\_\_ Entered: \_\_\_\_\_



## Program Book Order Form

### CLICK [HERE](#) TO ORDER ONLINE

Be sure you have this memorable keepsake for your dancer!! Please fill out the order form and return to the front office **no later than May 8, 2021 to guarantee your book.**

Program books will be available for pickup at recital.

Program books are \$20

Student Name: \_\_\_\_\_

Class Days: \_\_\_\_\_

Parent Name: \_\_\_\_\_

Number of program books to order: \_\_\_\_\_

Total of Order: \$ \_\_\_\_\_

Ck/Cash/CC \_\_\_\_\_ Use credit card on file \_\_\_\_\_

For Office Use:

Type of Payment: \_\_\_\_\_ Date: \_\_\_\_\_ Entered: \_\_\_\_\_

# Personal Ad - How To Guide

Providence Location, Charlotte

Email: ProgramBook@MillerStreetDanceAcademy.com



It's easy to get your ad into our program. Follow these 3 easy steps!

**Due by May 3**

## 1. Fill out the form

Fill out the Program Book Advertisement Form and return to Miller Street Dance Academy with payment (check, cash, credit card, or autodraft)

## 2. Email us images and/or text.

**Option 1 - Email us your ad:** Make sure its the same size as the ad you purchased or we may have to do some cropping! Please put dancer's name in subject line of the email. PDF only!

Dimensions:	<b>¼ page ad</b>	<b>½ page ad</b>	<b>full page ad</b>
	3.75"x5" (portrait) Limit 1 photo	7.5"x5" (landscape) Limit 2 photos	7.5"x10" (portrait) Limit 4 photos

**Option 2 - We can design your ad:** Email us the text you would like your ad to say as well as any other images/graphics you'd like included (high resolution files accepted only). You must own the rights to those images/graphics if they are submitted. Please put dancer's name in subject line.

**Don't forget!** If you are including a photo that was taken on **Picture Week**, make sure you have purchased that photo through the photographer, Exulting Images.

## 3. Proof it.

Once your ad has been designed, it will be emailed back to you for approval. You are given 2 revisions per ad. There is a \$10.00 charge per revision if additional revisions are requested.

### You're almost done!

- Make sure the completed form and money have been submitted.
- Each ad must have its own separate form.
- If your ad has been processed, you will receive a verification email. Please contact us if you do not receive this email.
- Please send approval within 24 hours or the ad will be printed as is.
- Only one free program book per dancer is given regardless of number of ads purchased.
- Don't forget to pick up your free program book at your dancer's recital!

# Personal Ad Form

Providence 2021 Program Book



**Due by May 3, 2021**

## Step 1 Personal Information

Dancer's Name:	
Person of Contact:	Phone:
Email:	Date:

**Step 2** Please circle the ad **size** and **price** you are purchasing. Early bird pricing available through February 20, 2021 (20% discount).

Ad Size	Ad Specifications	Price	Early Bird Price
¼ page (portrait)	Limit 1 photo; 3.75" x 5"	\$75	\$60
½ page (landscape)	Limit 2 photos; 7.5" x 5"	\$150	\$120
Full page (portrait)	Limit 4 photos; 7.5" x 10"	\$225	\$180
Inside Front Cover	8.5" x 11"	\$425	\$340
Inside Back Cover	8.5" x 11"	\$425	\$340
Back Cover	8.5" x 11"	\$750	\$600

**Step 3** If you are including a photo that was taken on **Picture Week**, make sure you have purchased that photo through the photographer, Exulting Images.

### Questions? Contact:

Email - [ProgramBook@millerstreetdanceacademy.com](mailto:ProgramBook@millerstreetdanceacademy.com) (Providence, Charlotte Location)

---

### For Office Use Only:

Payment Type: Credit Card \_\_\_\_\_ AD \_\_\_\_\_ Check # \_\_\_\_\_ Cash \_\_\_\_\_

Total Amount: \_\_\_\_\_ Date Received \_\_\_\_\_ Initials of Staff Member \_\_\_\_\_